



Clay roof tiles





The new brand of clay roof tiles

The new swissporTON brand of clay roof tiles redefines the concept of the roof, opening a new era for valued clay and cement tiles that have been shaping the landscape of European homes for decades.



innovation

complexity

Today - with unwavering passion and attention to every detail - our well-known models: **SIMPLA**, **KODA** and **TITANIA** are concrete in the most modern factories under the wings of Swiss quality.

swissporTON is the promise of a roof that perfectly fits your dreams of a home, regardless of design assumptions or

individual expectations. It's a new level of possibilities, enriched with the heritage of the **swisspor Group** - a leader in energy-efficient building solutions.

By choosing **swissporTON**, you get a roof that not only protects but also delights, bringing beauty and innovation to the architectural space.



Choose a tile that matches your vision



SIMPLA®

Minimalism and a large format of tiles – with modern architecture in mind.

8-11



BALANCE®

Balanced aesthetics that harmoniously combine tradition with modernity.

22-25



RAPIDO®

A classic form with a double wave creating a play of light and shadow on the roof surface.

26-29



KODA®

A modern form inspired by classicism, with a distinct line and excellent tightness.

12-15



TITANIA®

An impressive format that ensures quick installation and maximum coverage efficiency.

16-21



KLASSIK LENTI

A beaver tail tile with a historical character, ideal for renovation and stylish residences.

30-31



HORTOBÁGY

An innovative beaver tail tile in a modern version, versatile and durable.

32-33



Aesthetics that give identity



The roof is not just the crowning of a building's mass - it's an element that often determines its character and perception. swissporTON clay roof tiles emphasize the architectural concept, building prestige and a lasting image of the investment.

Selected highest quality clay and a precise high-temperature firing process make the roof tiles not only **aesthetic** but also **extremely resistant to the effects of time and external factors**. Unlike many modern materials, clays do not lose their properties - they do not fade, do not deform, and do not require renovation.

swissporTON offers **complete roofing systems** - including clay accessories, ventilation tiles, snow protection elements, and communication elements - all designed with consistent aesthetics and reliable operation in mind.

We offer a **rich** selection of tiles from classic beaver tails and interlocking models to

modern, large-format shapes with minimalist aesthetics. These are solutions that fit perfectly into both historical architecture and modern residential or investment construction.

Each model of swissporTON clay roof tile is the result of **many years of experience**, a passion for detail and precision of execution. Thanks to this, the roof covering not only delights with its appearance but also meets the highest technical requirements - in terms of tightness, resistance, and durability.

Unique features of clay roof tiles

Excellent raw material

In production, we use only high-quality, seasoned clay from the best European deposits.

Durability for decades

Resistance to frost, UV radiation, and mechanical damage ensures many years of reliability.



A wealth of forms and finishes


The variety of models, colors, and coatings allows the tile to be adapted to any architectural style.

Perfect fit

Precise locks and dimensional stability ensure tightness and efficient installation even on complex roofs.

High-quality coatings

Modern coatings, such as engobe, glaze, or ICON glaze, provide a distinctive aesthetic and deep shade for years.



Modern flat roof tile

SIMPLA®

SIMPLA is the essence of modernity in roof architecture. Its flat form creates an elegant, uniform roof surface - a perfect complement to contemporary buildings. Precise lines emphasize the purity of the form, creating a sophisticated visual accent. SIMPLA is a conscious choice for those looking for a combination of minimalism with modern style and the durability of high-quality clay roof tile.



Minimalist shape

The flat form in fashionable colors is ideal for modern architecture.



Double side locks

Maximum tightness and efficient water drainage from the roof surface.



Practical side tiles

An economical and aesthetic finish for a roof surface laid with an offset.



Special bottom ribs

Exceptional strength and effective protection against atmospheric conditions.



Economical format

They translate into lower purchase costs and a shortened installation time for the roof covering.




A rich range of accessories

Aesthetic and durable finishing of the roof in all details.


Dimensions 298 × 500 mm

Consumption from 10,4 pcs/m²


Weight approx. 4,7 kg/pc




slate engobe



anthracite engobe




slate glaze



black glaze

Clay roof tile SIMPLA®





- 1 anthracite engobe
- 2 anthracite engobe
- 3 black glaze
- 4 anthracite engobe
- 5 anthracite engobe
- 6 slate glaze



The power of precision,
lightness of form

KODA®

KODA introduces a fresh perspective on modern roof coverings, standing out from standard flat tiles. Its balanced, slightly dynamic shape creates a subtle play of light and shadow, giving the building a characteristic lightness and elegance. KODA is a choice for those seeking originality while maintaining refined taste, combined with the durability of clays.



Original semi-flat shape

A modern alternative to traditional flat tiles for a trendy roof.



Profiled construction

Increased effectiveness in draining rainwater from the roof surface.



Double side locks

Maximum tightness and efficient water drainage from the roof surface.



High dimensional stability

The ideal adhesion of the tiles to each other facilitates the creation of a perfect roof surface.



Economical format

They translate into lower purchase costs and a shortened installation time.




A rich range of accessories

Aesthetic and durable finishing of the roof in all details.


Dimensions 304 × 503 mm

Consumption from 8,9 pcs/m²

Weight approx. 4.6 kg/pc




copper red



anthracite engobe



slate glaze



black glaze

Clay roof tile KODA®





- 1 anthracite engobe
- 2 slate glaze
- 3 copper red
- 4 slate glaze
- 5 slate glaze
- 6 anthracite engobe



Classic shape
a distinct wave gives
the building an elegant,
timeless look.



Economical format
They translate into lower
purchase costs and a shortened
installation time.



Labyrinth locks
effective protection against water
penetration and a guarantee
of maximum tightness.



The wide 43 mm sliding range
offers exceptional
installation flexibility
and a perfect fit.



Precise dimensions
a tolerance of ± 2 mm
ensures a perfect fit of the
tiles on the roof surface.



A rich range of accessories
Aesthetic and durable
finishing of the roof
in all details.

A large-format clay roof tile

TITANIA captivates with its timeless shape, perfectly complementing various styles - from rustic residences to modern construction. Inspired by classic design, it creates an elegant covering resistant to changing trends. TITANIA is an investment in a roof with lasting visual value that will harmoniously blend with the building for many years.

The distinct form of the tile gives the surface exceptional depth and rhythm, subtly emphasizing the building's mass.

TITANIA, a large-format clay roof tile, combines aesthetics with functionality - thanks to its well-thought-out design, it guarantees durability and reliability in demanding conditions. It works great for both classic projects and modern constructions with large surfaces. Durable engobes and glazes, available in a wide range of colors, allow you to create a roof that will delight for many years.

Dimensions 324x514 mm

Consumption from 9,1 pcs/m²

Weight approx 4,7 kg/pc

up to **50** years
warranty*


*Warranty conditions are available on www.swissporTON.com



Precision in every shade




copper red engobe



slate engobe



anthracite engobe




brown glaze



slate glaze



black glaze



brown glaze ICON

More than a tile

TITANIA is a conscious choice - for those who seek style, proportion, and a perfect finish in architecture.



Clay roof tile TITANIA®





- 1 anthracite engobe
- 2 slate engobe
- 3 black glaze
- 4 black glaze
- 5 anthracite engobe



Timeless design

the shape with a gentle wave works well in various projects - from rustic to modern.



Reliable locks

effective protection against water penetration and a guarantee of maximum tightness.



Precise execution

dimensional uniformity allows for a perfect fit and aesthetic appearance of the roof surface.



Rich colors a wide

range of possibilities to match the roof color to the character of the building.



Economical format

They translate into lower purchase costs and a shortened installation time.



A rich range of accessories

Aesthetic and durable finishing of the roof in all details.

The classic tile with a gentle wave

BALANCE reinterprets the classic form of the clay roof tile through an enlarged format, giving the covering a monumental yet sophisticated character. It works perfectly in projects that balance between tradition and modernity. Its classic profile in an enlarged format creates a harmonious roof surface, emphasizing the architectural values of the building.

Thanks to its optimized shape, **BALANCE** allows for quick and economical installation, while ensuring excellent tightness and durability of the covering. High quality.

The classic tile with a gentle clay wave and advanced swissporTON production processes ensure the tile's resistance to atmospheric conditions, including frost and UV radiation. Its profile was designed for easy and quick installation, and a wide range of colors in the natural or engobed version allows the roof covering to be adapted to individual aesthetic expectations.


Dimensions 323 × 502 mm

Consumption from 8,4 pcs/m²

Weight approx. 4,9 kg/pc



*Warranty conditions are available on www.swissporTON.com





natural red



red engobe




wine red engobe



copper red engobe




dark brown engobe



slate engobe




black matte engobe



black engobe

Clay roof tile **BALANCE**[®]



- 1 copper red engobe
- 2 dark brown engobe
- 3 slate engobe



Timeless elegance

the shape inspired by the historic Marseille tile gives the house a unique and elegant look.



Functional shape

the channels facilitate water removal, minimizing the risk of ponding and leaks.



Labyrinth locks locks

with five ribs and a labyrinthine construction protect the roof during heavy rainfall.



Rich colors a wide

range of possibilities to match the roof color to the character of the building.



Economical format

They translate into lower purchase costs and a shortened installation time.



A rich range of accessories

Aesthetic and durable finishing of the roof in all details.

The tile with a legendary shape

RAPIDO is the quintessence of the classic beauty of clay roof covering. Its characteristic, symmetrical embossments (valleys) create a fascinating play of light and shadow, which enlivens the building's mass at all times. The historical shape is valued for its unique aesthetics and functionality. **RAPIDO** gives the building a noble, refined character.

The tile was designed with maximum efficiency in mind - its optimal format allows for quick installation of a tile with a legendary shape and minimization of

material consumption. Thanks to its production technology and precise fit, **RAPIDO** offers excellent tightness and resistance to atmospheric conditions. The high quality of the raw material ensures the durability of the color and form for decades.


Dimensions 325 × 502 mm

Consumption from 8,1 pcs/m²

Weight approx. 5,2 kg/pc

up to **50** years
warranty*

*Warranty conditions are available
on www.swissporTON.com






natural red



red engobe



wine red engobe




copper red engobe



dark brown engobe



slate engobe




black matte engobe



black engobe

Clay roof tile RAPIDO®



- 1 red engobe
- 2 black engobe
- 3 dark brown engobe



Classically beautiful beaver tail tile

KLASSIK LENTI

KLASSIK LENTI is the essence of timeless elegance of clay roof covering. It works perfectly in the renovation of historic buildings and in the realization of exclusive residences. It offers unlimited possibilities for arranging steep and complex surfaces, allowing you to create decorative patterns and unique roof details. It is a choice for those who value traditional craftsmanship and unique aesthetics.



Historical shape

the classic beaver tail tile gives the building a sophisticated and timeless look.



Universal application

the classic design allows to preserve historical character and elegance.



Highest quality

modern production technologies and durable coatings guarantee the highest quality.



Various laying patterns

the possibility of arranging effective patterns and precise execution of roof details.




Rich colors a wide

range of possibilities to match the roof color to the character of the building.



A rich range of accessories

Aesthetic and durable finishing of the roof in all details.



Dimensions 180 × 380 × 14 mm

Consumption from 33,6 pcs/m²

Weight approx. 1,8 kg/pc



natural red



copper red engobe




dark brown engobe



black engobe

*Warranty conditions are available on www.swissporTON.com



Unique
interlocking beaver
tail tile

HORTOBÁGY

HORTOBÁGY combines the historical shape of a beaver tail tile in an XL format with advanced technical solutions typical of interlocking tiles. The characteristic wavy surface creates a dynamic, expressive structure on the roof. HORTOBÁGY is the ideal solution for those looking for a combination of the classic beauty of a beaver tail tile with the practicality of modern roofing solutions.



Timeless charm
an original reference to the timeless aesthetics of the traditional beaver tail tile.



Optimized dimensions
the larger format results in lower material consumption and a shorter time for the roof surface installation.




Dynamic coating
the wavy texture of the roof with a distinctive appearance.

up to **50** years
warranty*

Dimensions 205 × 400 × 21 mm

Consumption from 35,7 pcs/m²

Weight approx. 2,1 kg/pc



natural red



Interlocking system

functional overlaps effectively protect against rainwater and strong wind.



Precise installation

the possibility of shifting on the locks allows for a perfect fit to the rafter spacing.



A rich range of accessories

Aesthetic and durable finishing of the roof in all details.



swissporTON roof system

The excellent parameters of the roof are determined by all the elements that are an integral part of it.

A rich selection of accessories allows for an aesthetic finish of the roof structure elements, while guaranteeing the durability of the roof and the safety of its inhabitants. swissporTON brand accessories complement the offered tile models. They create a comprehensive system, consistent in shape, color, and coatings (ceramic elements). They provide roofs with everything necessary, from structural solutions to an elegant finish.




Functional tiles

Clay functional tiles are used for a durable, tight and aesthetic finish of various parts of the roof and perform strictly defined functions. They are a complement to all swissporTON main roof tiles.




Ridges

Clay ridges are used at the junction of two roof surfaces made of swissporTON tiles. They allow for maintaining the architectural consistency of the roof and protect against water penetration, ensuring excellent tightness.




Roof membranes

A range of models with varied parameters, along with dedicated accessories, allows for the selection of a reliable underlay layer perfectly matched to every roof made of swissporTON tiles.



Integrated photovoltaic system

It harmoniously fits into the architecture of a swissporTON roof, combining the traditional aesthetics of the covering with the most modern technology for obtaining solar energy. It provides an elegant look with maximum efficiency and reliability.



Roof communication

It allows for convenient and safe access to the roof and movement along the surface made of swissporTON tiles during maintenance work. Accessories can be easily and quickly installed even on an existing roof.

Snow protection

It effectively protects gutters and areas near the roof from the sudden sliding of snow and ice from the surface made of swissporTON tiles. Durable accessories ensure safe movement along communication routes around the house.



The swissporTON brand
harmoniously combines
classic aesthetics with
modern technology, offering
environmentally friendly,
beautiful, and durable
solutions.

swisspor Polska sp. z o.o.
ul. Wspólna 6, 32-300 Olkusz
+48 32 624 95 00
kontakt@swisspor.pl

[swissporTON.com](https://www.swissporTON.com)

© Copyright by swisspor Polska sp. z o.o.
All technical changes reserved. the company is not responsible for printing errors or deviations in color shades caused by the use of specific printing techniques. The photos of the products presented in the catalog are for illustrative purposes and may differ from the appearance of actual products available for sale.

Edition 1/2026